

THULE[®]
SWEDEN

THULE
SWEDEN

NEW

Thule WingBar

Upgrade to the most silent and safe load bar

NEW

Thule WingBar

Upgrade to the most silent and safe load bar

Thule is very proud to present the next generation load bar, the Thule WingBar.

Like the name indicates Thule WingBar is very much influenced by an aircraft wing inheriting their fantastic aerodynamic properties.

However also a wing needs special adaptation and fine tuning and after hours of simulations and testing we are now very happy to present the first Thule wing – Thule WingBar.

Thule WingBar

Upgrade to the most silent and safe load bar

- Next generation loadbar is ready with improved functions in all areas.
- Simulated & tested in Thule AeroLab for best performance.
- 90% less sound energy compared to Thule AeroBar
- Wind drag decreased with 55% vs. Thule AeroBar
- City crash approved for 100kg
- Replace Thule AeroBar 86x.
- First delivery from September 9th-2011.



Thule AeroLab

We put it to the test
in our wind tunnel


And it showed a result of 13 dB lower noise than the Thule AeroBar. So how little is that? Well decibels are hard to explain. The scale is logarithmic. Every three decibels means double the sound energy. So, 13 would mean half of half of half of half. It produces only 6% of the original bars sound energy. Basically noiseless.



Thule WingBar Facts

90%

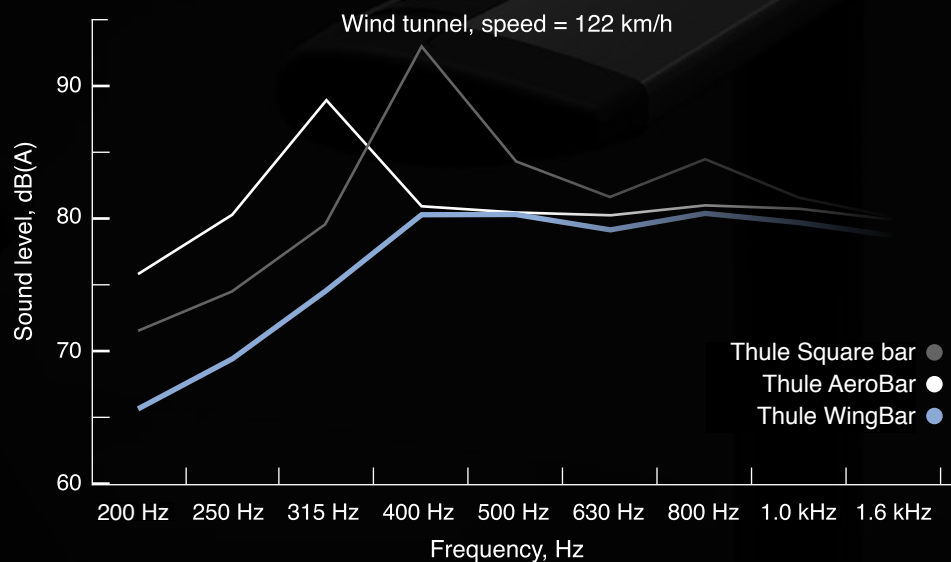
lower sound energy level
than Thule AeroBar



55% drag force decrease
vs Thule AeroBar

-13dB

Lower than Thule AeroBar —
this means 90% less sound energy



CITY CRASH

Complies with ISO norm


City Crash approved = Fulfills the city crash test with 100kg in combination with all Thule approved Rapid System load carrier feet.

5 *års garanti*
years warranty
Jahre Garantie
ans de garantie

5 Year
warranty


SmartThule Features

- WindDiffuser™
- SmartSlide™
- WingPlug™
- Wing shaped profile with TrailEdge™
- Lightweight aluminium
- Smoothly bended for a roof shape fit
- T-track for fast mounting




WindDiffuser™

- Structured rubber T-slot list for best noise performance.
- The textured surface of the rubber t-slot cover, WindDiffuser™ disturbs the airflow better than a smooth surface, reducing wind noise and improving fuel economy. Much like the plastic cover on our Thule SquareBars.
- The wind diffuser helps prevent accessories and loads from sliding laterally on the bar.
- The wind diffuser is also completely removable, allowing t-slot mounted accessories to slide in and out freely.
- The wind diffuser is easy to mount to the T-track and can either be slided in from side or pressed in from above.



SmartSlide™

- New sliding under-bar slot covers, SmartSlide™ have foot position measurements moulded in, cleverly eliminating the need for a tape measure and making for quick, no-hassle foot installation.
- The SmartSlide™ has a utility patent pending.
- The covers also serve to conceal the slot from the wind, further reducing noise and improving fuel economy.



WingPlug™

- The new end cap, WingPlug™ easily pivots open to allow full access to the t-slot for easy accessory installs.
- With the wing plug flush fit it's maintaining the WingBar's clean, aerodynamic shape.
- The wing plug is easily clicked into place and is also easily removed.



TrailEdge™

- The WingBar's design registered TrailEdge™ uses sharp corners, much like popular fuel-efficient vehicles, to promote clean 'air release', helping to:

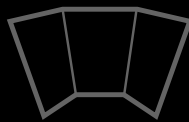


Reduce aerodynamic drag

Improve fuel economy.



Campaign

- Thule WingBar Folder
- Thule WingBar Tower
- Thule.com
- Ready 11w35



Compatibility

Technical data

- Thule WingBar is compatible with Rapid feet system: **751** **753** **754** **757** **775** **9512-9531**

- Maximum load: 100 kg



Thule WingBar numbers:		WingBar 960	WingBar 961	WingBar 962	WingBar 963	WingBar 969
	Short no	960	961	962	963	969
	Long no	960100	961100	962100	963100	969100
	Bar length [cm]	108	118	135	150	127
PACKAGING INFO.						
	L*W*H [cm]	109,6*9,7*8,6	119,6*9,7*8,6	136,6*9,7*8,6	151,6*9,7*8,6	128,6*9,7*8,6
	Product weight [kgs]	2,4	2,6	3,0	3,3	2,8
PALLET SPECIFICATION						
	L*W*H incl pallet [cm]	120*80*105	120*80*105	152*80*105	152*80*105	133*80*105
	Weight incl pallet [kgs]	224	242	275	303	260
	Pcs per pallet	88	88	88	88	88
EAN Codes		7313020055336	7313020055619	7313020055626	7313020055640	7313020055657

- Thule WingBar is compatible with Thule displays: WingBar Premium Display update 1: 9000-99-32
WingBar Premium Display update 2: 9000-99-33
WingBar Base Display update: 9000-99-34

Compatibility

How to fixate my box and accessories?

- Thule WingBar is compatible with all Thule accessories using T-track fixation.
- Thule WingBar is compatible with Thule box fixation system Power Click.
- For suitable adapters, see table below:

Product	Hull-a-Port 835-1	Hull-a-Port Pro 837	Box, Power Click	
T-track adapter 20x20mm	886	886	697-5	

Product	Bike Carrier 530/532	Ski Carrier SnowPro	Ski Carrier SnowPro Uplifted	Baskets
T-track adapter 20x20mm	889-2	888	887	878



THULE
SWEDEN

